

**MORE FROM WOOD.**



**Egger Worktops**

**The premium collection  
for coordinated interiors.**







### **A premium collection for coordinated interiors**

Not all laminate worktops are the same. Our premium collection offers something a bit different.

Choose from the next generation of finishes that are virtually indistinguishable from solid wood and stone, but with all the hardwearing, hygienic and easy to care for benefits of laminate.

All 12 designs come with an in-vogue square edge profile, while six of the stone and ceramic designs are offered in a new sleek 25 mm thickness.

Not only that, the collection offers expert design thinking to help you create the kitchen of your dreams. We've thought of combinations with doors, end panels, shelving, flooring, even plinths and lighting.

Ideas to help you make the statement you want.



## Latest trends

The trend for naturally authentic finishes is growing, but there are a number of factors to consider before your desired look can be achieved.

H3309 ST28, Sand Gladstone Oak



## Authentic

Worktops made from solid wood or granite can be beyond many people's budgets. Our worktops can help you create that high value authentic look at a lower cost, with the added benefit of easier maintenance.



### Tactile

Just as important as the look, is how the worktop feels to the touch. The two should complement each other. There is a growing trend towards more heavily textured finishes from cracked and knotty wood character to a ceramic look.



H1181 ST37, Tobacco Halifax Oak



**Sleek**  
Our stylishly sleek profiles and clean lines mirror the look of granite and stone, as well as wood. They are perfect for projects that require an authentic, robust and square edge finish.



Design thinking

The role of the kitchen is changing, with an increasing demand for open plan spaces that are coordinated to create the right look and feel for multifunctional living. Creating that coordinated look requires materials that either match or complement the worktop. And because EGGER supply the materials that are made into doors, carcasses, shelving, end panels and plinths, the resources exist to bring the coordinated look together.

Carcases made from MFC in H3309 ST28, Sand Gladstone Oak, to match the breakfast bar, wall panel, shelving, carcasses and plinth of the wall units.

Handleless slab doors made from EGGER's new PerfectSense Gloss in W1000 PG, Premium White.

Cantilevered 38 mm breakfast bar worktop in H3309 ST28, Sand Gladstone Oak, (also using end grain edging on the two short sides) to match the wall panel, shelving, carcasses and plinth of the wall units.

Wall panel made from MFC in H3309 ST28, Sand Gladstone Oak, to match the shelving, breakfast bar, carcasses and plinth of the wall units.

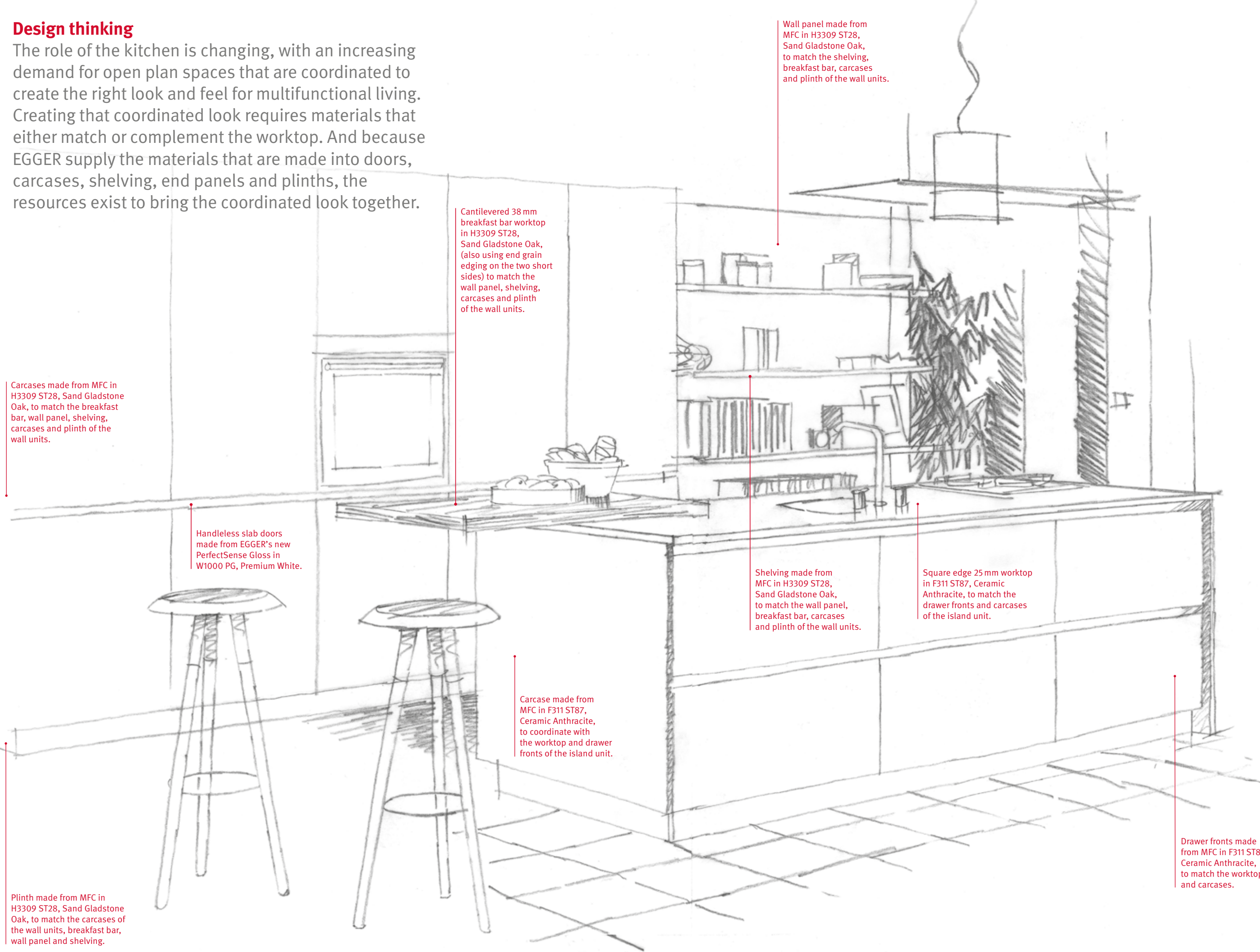
Shelving made from MFC in H3309 ST28, Sand Gladstone Oak, to match the wall panel, breakfast bar, carcasses and plinth of the wall units.

Square edge 25 mm worktop in F311 ST87, Ceramic Anthracite, to match the drawer fronts and carcasses of the island unit.

Carcase made from MFC in F311 ST87, Ceramic Anthracite, to coordinate with the worktop and drawer fronts of the island unit.

Drawer fronts made from MFC in F311 ST87, Ceramic Anthracite, to match the worktop and carcasses.

Plinth made from MFC in H3309 ST28, Sand Gladstone Oak, to match the carcasses of the wall units, breakfast bar, wall panel and shelving.









Creative design ideas



Worktop & upstand: H3325 ST28, Tobacco Gladstone Oak  
Doors, end panel and plinth in MFC: H3325 ST28, Tobacco Gladstone Oak  
Open shelving: U140 ST9, Saffron  
Doors beneath shelving: U741 ST9, Lava

Coordinate worktops with doors

Usually the worktop contrasts against other parts of the kitchen. Why not coordinate them with doors, end panels, plinths and upstands? Perhaps add a splash of colour within open shelving to break things up?

Feature wall

The use of a feature wall in living rooms is well established, however a developing trend is to use a full height splashback on one wall to create a focal point. Ideally this is coordinated with the worktop or other furniture in the kitchen.



Splashback: H3309 ST28, Sand Gladstone Oak  
Worktop: H3309 ST28, Sand Gladstone Oak  
Carcase & plinth in MFC: H3309 ST28, Sand Gladstone Oak



Worktop: H1181 ST37, Tobacco Halifax Oak  
Shelving in MFC: H1181 ST37, Tobacco Halifax Oak

Open shelving

Whilst there is a growing trend for kitchens which hide clutter (such as kettles and toasters) from view, there is equally a trend towards having areas for display similar to what may be found in a living room. Using the same decor for the worktop and the shelving gives the kitchen an understated touch of class.



Connecting rooms

With the continued growth of open-plan living it is important to make sure furniture in one room either matches or complements each other tonally. Here the woodgrain used for the main worktop, feature wall and plinth in the kitchen is also used on the TV unit and main table that sits in front. The colour used for the doors in the kitchen is also used, very sparingly (for the shelves and two small drawers), in the living room to bring a subtle touch of colour continuity.



- Worktop, feature wall, TV unit carcass, table in living room: H1180 ST37, Natural Halifax Oak
- Flooring: H1001, Valley oak (planked version of H1180)
- Doors of kitchen and the shelving and feature drawers of TV unit: U636 ST9, Fjord
- Majority of TV unit doors: W1000 PG, Premium White
- Island unit and smallest table in living room: F311 ST87, Ceramic Anthracite



Island worktop: F311 ST87, Ceramic Anthracite  
Drawer fronts and carcass in MFC: F311 ST87, Ceramic Anthracite

Clad island units

To give an island unit a coordinated look, rather than the worktop being different from the carcass and drawer fronts, combine the same decor on all surfaces. Where matching MFC exists this is ideal, otherwise laminate can be used.

Thick and thin

A growing trend is to combine worktops of different thickness. Here 25 mm and 38 mm worktops have been combined. For an even more extreme difference why not bond laminate to an MDF box to create a super thick worktop e.g. 80 mm. Or even bond two worktops together and edge with laminate.



Breakfast bar – 38 mm worktop: H3309 ST28, Sand Gladstone Oak  
Island – 25 mm worktop: F311 ST87, Ceramic Anthracite



Lighting the way

Whilst we are not lighting specialists (specialist advice should always be sought) we recognise the impact that lighting can have on the perceived colour of the worktop and furniture within the kitchen.

It is useful to recognise that there is a colour choice even within white light (as opposed to coloured lights). At one end of the scale there is cool white light, very much like bright indirect sunlight.

Neutral white light is slightly warmer representing noon time and the warmest is warm white light which is more yellow, as seen at the beginning and end of a day.

It is advisable to be sympathetic to the aesthetic of the room. A contemporary kitchen with high gloss and chrome is best illuminated with cool or neutral white colour lighting, whilst a more traditional, naturally styled room, or those containing hints of gold, might benefit from a warmer white colour light.

Below you can see the impact that different colour lighting has on two of our worktops (due to the variables in the printing process this is not exact but gives an indication).

Cool lighting



Neutral lighting



Warm lighting



Flooring ideas

When we introduce new worktops we always have combination ideas in mind. This not only refers to the furniture within the kitchen but also flooring. The suggestions made throughout the brochure refer to EGGER laminate flooring, but of course a huge amount of options exist for the type of flooring possible from parquet flooring and ceramic tiles to vinyl.

Woodgrains

Trying to select a wood floor to match or coordinate with your worktops is on-trend, but can be a thankless task. The grain pattern and colour tone are likely to be different. Because we produce laminate flooring as well as worktops there are some designs that have been specifically created to work together.



Flooring: H1003, Valley Oak Mocca  
Worktop: H1181 ST37, Tobacco Halifax Oak  
Shelving and carcass in MFC:  
H1181 ST37, Tobacco Halifax Oak



Flooring: F805, Marmolata

Stone and tile

Being highly versatile, stone and tile effect flooring designs can work within a host of living spaces, working with worktops that are both traditional and modern. Tonally, lighter shades can work in contrast with darker finishes, whereas darker shades can create a platform to add differing tones and styles.

For flooring decors and availability, visit [www.egger.com/flooring](http://www.egger.com/flooring)



## Worktop Visualiser

With our online visualiser tool you can use the room sets to begin the journey to your dream kitchen. You can check how certain combinations of worktops, splashbacks and upstands work with doors, shelving and drawer fronts. It allows you to quickly and easily create the type of look you are after.


[www.egger.com/worktops](http://www.egger.com/worktops)





## Wood


Introducing our collection of beautifully detailed, tactile and design-led finishes.





**Authenticity**

There is a growing trend towards more authentic, even weathered looking, woodgrain designs being used for the worktop.



**Tactile**

With our new advanced surface technology we have developed two new finishes where the texture aligns with the markings to create a very natural look and highly tactile feel.



**Imperfection**

Knots and cracks, traditionally considered an imperfection or fault, are now seen as a desirable design feature.

**The look without the drawbacks**

Unlike solid wood worktops EGGER worktops don't require ongoing and regular maintenance such as oiling\* or sanding. They are also significantly less likely to fade in sunlight.

\*A common rule of thumb for solid wood worktops is to oil every week for the first six weeks and every three months thereafter.

H1181 ST37, Tobacco Halifax Oak

**End grain edging**

All four of our woodgrain worktops come with a trendy square profile along the front edge. To provide a truly authentic look, any exposed ends can be finished off with end grain edging to achieve the look of sawn timber.



H1180 ST37, Natural Halifax Oak



**Sand Gladstone Oak**  
**H3309 ST28**  
38 mm thickness

Sand Gladstone Oak is one of our new generation of worktops where the deep and sandblasted texture aligns with the natural markings. So you get all the depth and realism of timber, without the ongoing maintenance. And despite its deep texture it is easy to clean. Its planked character is mainly light and sandy in colour tone, but has modern hints of grey and natural shades that enable it to be combined extremely well.

Shown 1:2 scale

**Complementary colours suggested for use on doors, end panels, plinths, carcasses and shelving.**





Cashmere  
U702 ST9

Stone Grey  
U727 ST9

Olive  
U631 ST9

**Suggested flooring**

Cremento Black  
F809

- Also available**
-  Matching splashback and upstands
  -  Matching laminate
  -  Matching board
  -  Matching edging and end grain edging
- See page 10 & 11 for details

This worktop is versatile, in that it can be used in combination with neutral shades, to create the highly popular heritage look or it can be used to create a modern, yet thoroughly natural looking kitchen. Here the worktop seamlessly blends with other elements in the room which have also been designed with H3309 ST28, Sand Gladstone Oak. For example, laminate is used to create the feature wall and MFC is used for the end panels, carcase and plinth.





Tobacco Gladstone Oak  
H3325 ST28  
38 mm thickness

A rich, warm oak design, Tobacco Gladstone Oak is one of our new generation of worktops where the deep and sandblasted texture aligns with the natural markings. So you get all the depth and realism of timber, without the ongoing maintenance. And despite its deep texture it is easy to clean. It has a planked character that suits many combinations from light through to darker shades. When using darker colours the contrast comes less through the colour and more through the texture, to provide the in-vogue ‘tone-on-tone’ look.

Shown 1:2 scale

Complementary colours suggested for use on doors, end panels, plinths, carcasses and shelving.





Lava  
U741 ST9

Alpine White  
W1100 ST9

Saffron  
U140 ST9

Suggested flooring

Marmolata  
F805

- Also available
-  Matching splashback and upstands
  -  Matching laminate
  -  Matching board
  -  Matching edging and end grain edging
- See page 10 & 11 for details

Often worktops provide a contrast to the rest of the kitchen, especially the doors. A growing trend is to match the worktop to the doors. This modern kitchen has the latest J-pull style doors in H3325 ST28, Tobacco Gladstone Oak, to match the worktop, upstand and end panels. It is broken up slightly with a little pop of colour in Saffron yellow for the shelving recess and a contrasting colour and texture (U741 ST9, Lava) for the door beneath.






Natural Halifax Oak  
H1180 ST37  
38 mm thickness

Natural Halifax Oak is a rustic style worktop in a natural, sandy tone that beautifully replicates the appearance of solid oak. This is a new generation of worktop where the texture aligns with the knots, cracks and natural markings. So you get all the depth and realism of timber, without the ongoing maintenance. And despite its deep texture it is easy to clean. It suits combinations with doors in soft, neutral colours and flooring in a rustic oak style.

Natural Halifax Oak looks particularly effective when combined with a matching upstand and shaker style doors in a neutral solid colour for a modern heritage feel.





Shown 1:2 scale



**Complementary colours suggested for use on doors, end panels, plinths, carcases and shelving.**

Mussel U100 ST27	Dakar U717 ST27	Cashmere U702 ST27
Valley Oak H1001		

**Suggested flooring**

- Also available**
-  Matching splashback and upstands
  -  Matching laminate
  -  Matching board
  -  Matching edging and end grain edging
- See page 10 & 11 for details





Tobacco Halifax Oak  
H1181 ST37  
38 mm thickness

A rustic style worktop that beautifully replicates the appearance of solid smoked oak. This is a new generation of worktop where the texture aligns with the knots, cracks and natural markings. So you get all the depth and realism of timber, without the ongoing maintenance. And despite its deep texture it is easy to clean. It suits combinations with doors in light colours as a contrast, although the darker markings on the worktop also enable combinations with darker tones. A similar dark oak floor would set the room off nicely.

Shown 1:2 scale



Complementary colours suggested for use on doors, end panels, plinths, carcasses and shelving.

Lava  
U741 ST27





Alabaster  
U104 ST27

Cashmere  
U702 ST9

Suggested flooring

Valley Oak Mocca  
H1003

Also available

-  Matching splashback and upstands
-  Matching laminate
-  Matching board
-  Matching edging and end grain edging

See page 10 & 11 for details

This is a modern, authentic looking worktop that could be teamed with modern furniture and accessories, but as with this more classically styled kitchen, is most likely paired with painted timber style doors and a matching splashback. The end of the worktop is finished off with a sawn timber look edge (Q1181 end grain edging) to really add to the authentic look.





## Stone and ceramic


Introducing our premium selection of stone and ceramic reproductions in 38 mm gloss and sleek 25 mm thickness.





**Authenticity**

From stone finishes in muted tones to more industrial style ceramic finishes our worktops provide the authentic look that can otherwise be costly or impractical.



**Tactile**

From the high gloss polished look to granite and ceramic type finishes the tactility of the worktop is crucial to achieving an authentic appearance.



**Sleek**

Sleek and thinner profiles are increasingly popular. If you aspire to the look and feel of stone and ceramic finishes, our range will deliver highly realistic, on-trend results.

**Gloss/quartz effect**

As polished granite and stone surfaces grow in popularity across Europe, we have responded by offering a stunning selection of highly realistic gloss decors with a quartz effect.



F180 ST30, Cosmic White



Cosmic White  
F180 ST30  
38 mm thickness

With its highly realistic quartz effect and gloss finish, Cosmic White can help bring a sparkle to a kitchen. Its light colour provides a neutral base to combine with other colours throughout the kitchen from light to dark as well as metal and glass, for example a F495 ST2, Quartz Glass splashback.

This gloss design can be used in a variety of settings and designs, working well in combination with metallic accessories, picking out some of the shimmer effects in the design. Here it is combined with contemporary handleless high gloss doors, made from U763 PG, Pearl Grey and contrasted with a natural oak carcass.

Shown 1:2 scale

Complementary colours suggested for use on doors, end panels, plinths, carcasses and shelving.

Pearl Grey  
U763 PG


Aluminium  
F509 ST2


Quartz Glass  
F495 ST2


Marmolata  
F805

Suggested flooring

Also available

 Matching splashback and upstands

 Matching laminate

 Matching edging

See page 10 & 11 for details





Cosmic Grey  
F181 ST30  
38 mm thickness

A Cosmic Grey worktop can help bring a dramatic sparkle to a kitchen with its highly realistic quartz effect and dark gloss finish. Combine with high gloss white for a stark contrast, or with various shades of grey for a slightly more toned down look.

Being glossy the worktop suits contemporary door styles and colours, such as white high gloss and could be teamed with either a matching upstand, or perhaps with a contrasting upstand such as F784 ST2, Stainless Steel Microline, which sets off the metallic flecks in the worktop.

Shown 1:2 scale

Complementary colours suggested for use on doors, end panels, plinths, carcases and shelving.

Premium White  
W1000 PG


Cashmere  
U702 PG


Pearl Grey  
U763 PG


Suggested flooring

Cremento Black  
F809

Also available

 Matching splashback and upstands

 Matching laminate

 Matching edging

See page 10 & 11 for details

40

41



Pegasus White  
F080 ST82  
25 mm thickness

This is a deliberately toned-down, subtle, but sophisticated stone inspired worktop that creates a neutral base with which to combine doors in either more expressive and bold colours, or conversely more elegant colours, or even white if the light and fresh look is desired. Due to the subtle specks of grey in the design, combinations with grey influenced colours and woodgrains would be particularly effective.

The light coloured base and thin, sleek profile creates a modern worktop which contrasts beautifully with contemporary styled flat fronted doors, such as this rich, elegant and striking Elm design (H3766 ST29, Dark Brown Cape Elm).

Shown 1:2 scale

**Complementary colours suggested for use on doors, end panels, plinths, carcases and shelving.**

Graphite Fleetwood  
H3452 ST36

Light Grey  
U708 ST15

Alpine White  
W1100 ST9

Marmolata  
F805

**Suggested flooring**

**Also available**

Matching splashback and upstands

Matching laminate

Matching edging

See page 10 & 11 for details





Pegasus Anthracite  
F081 ST82  
25 mm thickness

A subtly speckled stone effect, this worktop provides a dark but neutral base with which to combine other elements of your kitchen. It can be teamed with various shades of grey, including gloss, as well as woodgrains of most colour tones, but especially those with hints of grey. An equally dark floor would provide a coordinated look.

Being fairly neutral the worktop can be combined with many door styles and colours, but is especially effective when there are hints of dark grey in the woodgrain design used for the door, as seen here in this chestnut design (H1796 ST27, Natural Tortona).

Shown 1:2 scale

Complementary colours suggested for use on doors, end panels, plinths, carcasses and shelving.

Pearl Grey  
U763 PG

Light Grey  
U708 ST15

Coco Bolo  
H3012 ST22

Suggested flooring

Cremento Black  
F809

Also available

Matching splashback and upstands

Matching laminate

Matching edging

See page 10 & 11 for details





Ceramic Chalk  
F312 ST87  
25 mm thickness

Ceramic Chalk offers a range of combination options with on-trend, cooler tones, but also with modern woodgrain decors. It features a contemporary matt-gloss texture, similar to that of a ceramic plate.

In larger open plan kitchens, where a number of different colours are used for the various furniture elements, Ceramic Chalk can work very well. Here it is used as a bolder contrast to the woodgrain used for the doors, end panels and shelving and a softer contrast against the doors of the island unit.

Shown 1:2 scale

Complementary colours suggested for use on doors, end panels, plinths, carcasses and shelving.

Lava Tortona  
H1793 ST27


Cashmere  
U702 ST9


Light Grey  
U708 ST15


Marmolata  
F805

Suggested flooring

Also available

 Matching splashback and upstands

 Matching laminate

 Matching edging

See page 10 & 11 for details

46

47



Ceramic Anthracite  
F311 ST87  
25 mm thickness

Balanced and elegant, Ceramic Anthracite is warm and well-suited for combinations with wood decors. Its ST87 surface really helps to bring the decor to life.

Dark stone finishes are a popular choice for worktops, but a growing trend is to use the same finish for the whole island unit, as used in this kitchen. In addition to the worktop, the drawer fronts and carcase are made from matching board in F311 to make the island a focal point that contrasts against the light wood and grey in the rest of the kitchen.

Shown 1:2 scale

Complementary colours





Sand Gladstone Oak  
H3309 ST28

Pearl Grey  
U763 PG

Grey Beige Gladstone Oak  
H3326 ST28

Suggested flooring

Cremento Black  
F809

- Also available
-  Matching splashback and upstands
  -  Matching laminate
  -  Matching board
  -  Matching edging

See page 10 & 11 for details





Premium White  
W1000 ST89  
25 mm thickness

A thin white worktop makes quite a statement. But white without texture could lack depth and interest. This heavily textured surface has both matt and gloss parts giving it tactility and something subtly different. Use in combination with any solid colour and woodgrains, as well as dark stone flooring designs.

A stark, sleek white worktop complements various design and style options, working especially well in contemporary designs such as all-white kitchens with accent splashbacks such as H3344 ST36, Highline Oak.

Photograph to show texture.



Complementary colours suggested for use on doors, end panels, plinths, carcasses and shelving.

Premium White  
W1000 PM




Highline Oak  
H3344 ST36

Premium White  
W1000 PG

Suggested flooring

Marmolata  
F805

Also available

-  Matching splashback and upstands
-  Matching laminate
-  Matching edging

See page 10 & 11 for details





Black  
U999 ST89  
25 mm thickness

Dark worktops, especially black, continue to be popular choices. But black, without any texture, can be a little too harsh looking. The sleek, square edge profile and the addition of a tactile finish that has both matt and gloss effects brings this worktop to life. It works in combination with many solid colours and woodgrains, as well as light or dark stone flooring designs.

This thin, sleek top provides an ideal base for a trendy kitchen such as this. It provides a bold contrast to the light doors either side of the hob and the carcass of the island unit. And the black tones in the linear wood design (H3420 ST36, Thermo Pine) used for some of the doors and end panels blends beautifully with the black worktop to create a stunning statement.

Photograph to show texture.



Complementary colours suggested for use on doors, end panels, plinths, carcasses and shelving.

Thermo Pine  
H3420 ST36




Alpine White  
W1100 PM

Crema  
U222 PM

Cremento Black  
F809

Suggested flooring

Also available

-  Matching splashback and upstands
-  Matching laminate
-  Matching edging

See page 10 & 11 for details





**Technical and engineering**  
Highly engineered worktops  
giving you peace of mind.





**Engineered and durable**  
Thanks to the latest upgrading techniques, EGGER worktops have the look and feel of solid wood, stone and ceramic with all the care and maintenance benefits of laminate.

**Durability**  
Our highly durable laminate surfaces are designed to cope with the daily demands of a busy kitchen. Due to their high-scratch and impact resistance this is the perfect material for high traffic areas at home or in the office.

Unlike other work surfaces such as solid wood, stone and ceramic, our laminate worktops are incredibly easy to look after and require minimal maintenance or repair.

**Stain resistance**  
Everyday stains like coffee, red wine, curry and shoe polish are easily removed with a damp cloth and mild surface cleaner.

**Impact resistance**  
From time-to-time, heavy objects can fall out of cupboards. Our high density worktops are designed to withstand such impacts.

**Light fastness**  
Compared to real timber, our laminate worktops are significantly less prone to fading and changes in colour from exposure to direct sunlight.

**Heat resistance**  
As our worktops are naturally located near heat sources such as ovens and microwaves, we rigorously test each surface against temperatures of 180 degrees to ensure they are fit for purpose.

**10 year guarantee**  
We are so confident that you won't be disappointed with the quality of our worktops that they come with a 10 year guarantee\* as well as the prestigious FIRA Gold Award.



All our worktops are PEFC accredited and easy to recycle, making them an environmentally friendly option.



As a result of rigorous testing to the highest standard, our worktops have been awarded the prestigious FIRA Gold Award, reflecting their unrivalled quality.

\*Because of the increased propensity for gloss worktops to show scratch marks this does not include F180 ST30, Cosmic White and F181 ST30, Cosmic Grey.

**Profile edge**  
All 38 mm and 25 mm worktops in the brochure have a trendy square edge profile.



Matching 1.5 mm thick ABS edging which gives a slimmer, sleeker edge than the usual 2 mm, whilst retaining the required durability.

**Sizing options**

Product	Length	Width	Thickness
Worktops	4100 mm	650 mm (edged on one long side) 920 mm (edged on two long sides)	25 mm / 38 mm



Accessories

Our splashbacks and upstands can create the finishing touch to the overall design of your kitchen. Whether it's a matching or contrasting finish, we have something for you.



Splashback profile (1:1)

Splashbacks

A stylish alternative to tiling, the easy to fit EGGER splashback requires no grouting and is simple to look after and maintain – perfect for those who want minimal hassle and upkeep.

Available to order in all decors, plus six contrasting decors.

- Dimensions:
- Woodgrain decors (H1180, H1181, H3309 & H3325): 2780 mm x 1027 mm x 10 mm
  - Stone and ceramic decors (F080, F081, F180, F181, F311 & F312): 3020 mm x 1210 mm x 8 mm



Square edge upstand profile (1:1)

Postformed edge upstand profile (1:1)

Upstands

Often used as a contemporary alternative or stylish accompaniment to tiling, EGGER upstands provide additional protection from water ingress to the back edge of worktops.

Available to order in all decors, plus six contrasting decors.

- Dimensions:
- Woodgrain decors (H1180, H1181, H3309 & H3325): 2780 mm x 120 mm x 19 mm (square edge)
  - Gloss decors (F180 & F181): 3000 mm x 120 mm x 19 mm (square edge)
  - Stone and ceramic decors (F080, F081, F311 & F312): 3000 mm x 120 mm x 19 mm (postformed edge)



## Accessories

Edging for that finishing touch, because details matter.



### End grain edging

All four of our woodgrain worktops come with a trendy square profile along the front edge. To really provide the authentic look any exposed ends can be finished off with end grain edging to achieve the look of sawn timber.



### Extra edging

All worktops have a 1.5 mm thick ABS edge to the front long edge to give a robust but sleek finish. Each worktop is supplied with a matching 4.1m length of laminate to finish off any exposed edges. Additional rolls of ABS edging in 1.5 mm thickness to match the ABS front edge are also available in 25 m length rolls\*.

\*For the four woodgrain decors there is end grain edging available in 25 m rolls to finish off the exposed edges.



Woodgrains

Sand Gladstone Oak

H3309 ST28

38 mm





Tobacco Gladstone Oak

H3325 ST28

38 mm





Natural Halifax Oak

H1180 ST37

38 mm









Tobacco Halifax Oak

H1181 ST37

38 mm





-  Matching splashback and upstands
-  Matching laminate
-  Matching board
-  Matching edging

Stone and ceramic

Cosmic White

F180 ST30

38 mm





Cosmic Grey

F181 ST30

38 mm





Pegasus White

F080 ST82

25 mm





Pegasus Anthracite

F081 ST82

25 mm





Ceramic Chalk

F312 ST87

25 mm







Ceramic Anthracite

F311 ST87

25 mm







Premium White

W1000 ST89

25 mm





Black

U999 ST89

25 mm





Contrasting splashbacks and upstands

Premium White

W1000 ST26





The painted wood look is in-vogue. In white it provides a fresh, textured look that complements most worktops, but mainly those that contain hints of white. With its striking depth and linear grain direction it could add a subtle, but high value statement.

Highline Oak

H3344 ST36





An upmarket, striped oak design that could add texture and colour to a relatively monochrome kitchen scheme. It would suit combinations with white as well as dark colours due to the dark stripes.

Quartz Glass

F495 ST2





The use of glass within premium kitchens is growing. Quartz Glass can help create that cool, fresh look. Suitable for combining with most worktops, but mainly those that have a hint of silvery blue.

Worktop sizing options

Product	Length	Width	Thickness
Worktops	4100 mm	650 mm (edged on one long side) 920 mm (edged on two long sides)	25 mm / 38 mm
Matching Woodgrain Splashback	2780 mm	1027 mm	10mm
Matching Stone & Ceramic Splashback	3020 mm	1210 mm	8 mm
Contrasting Splashback	3020 mm	1210 mm	8 mm
Matching Woodgrain Upstand (square edge)	2780 mm	120 mm	19 mm
Matching Gloss Upstand (square edge)	3000 mm	120 mm	19 mm
Matching Stone & Ceramic Upstand (postformed edge)	3000 mm	120 mm	19 mm
Contrasting Upstand (postformed radius)	3000 mm	120 mm	19 mm

Quartz Luxor

F441 ST2





Cooler metal colours, such as Aluminium remain popular, however, with Quartz Luxor a warmer, more luxurious look can be created. The gold colour tone works especially well with worktops and doors that have a hint of sandy goldenness, or as an opulent contrast to black.

Stainless Steel Microline

F784 ST2







Stainless Steel is a mainstay within kitchens from sinks to appliances. And so a splashback or upstand that coordinates with those elements could help bring the whole look together. Stainless Steel is pretty neutral in colour and so can be coordinated with most worktops and doors, providing they have a bit of warm colour in them.

Chromix Silver

F638 ST9





Urban, industrial style kitchens are very trendy, however, may be too stark for many. But to inject a little bit of urban chic into a kitchen the use of a hammered metal style splashback or upstand could be the answer. Chromix Silver suits modern styled kitchens and combines well with modern style worktops with hints of silver or grey.



**For samples featured  
in this brochure, visit  
[www.egger.com/worktops](http://www.egger.com/worktops)**

Once registered you can  
drop the samples you  
require into your basket.

**Alternatively call our  
sample hotline:**

T 0845 606 8888

From Republic of Ireland:

T +44 1434 613304

**Or email us at  
[info@egger.com](mailto:info@egger.com)**





EGGER (UK) Limited

Anick Grange Road,  
Hexham, Northumberland,  
NE46 4JS

T 01434 602191 F 01434 605103

zoom.uk@egger.com

[www.egger.com](http://www.egger.com)

